



KLAIM IZIN TINGGAL

CLAIM STAY PERMIT

1. **Login ke Akun:** Akses situs evisa.imigrasi.go.id, kemudian klik "Sign In" dan masukkan username serta kata sandi penjamin.

Log In to Your Account: Access the evisa.imigrasi.go.id website, then click "Sign In" and enter the sponsor's username and password.

Login
Login to Apply and Track Your Application

Username or Email *

Password *

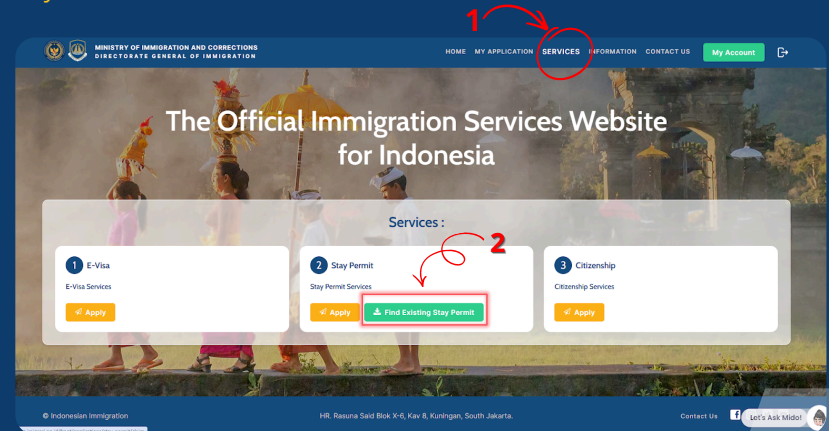
Remember me [Forgot Password](#)

Saya bukan robot
HCAPTCHA: mencegah spammer
User-Agent: Mozilla/5.0

Don't have an account? [Create Account](#)

2. **Pilih Menu Layanan:** Pilih menu "Services", kemudian klik "Find Existing Stay Permit".

Select Services Menu: Go to the "Services" menu, then click "Find Existing Stay Permit".



@imigrasi_kediri

IMPIAN " Imigrasi Kediri Peduli Melayani "



KLAIM IZIN TINGGAL

CLAIM STAY PERMIT

3. **Masukkan Data:** Masukkan nomor visa dan nomor paspor WNA yang akan diklaim, kemudian klik "Check".

Enter Required Data: *Input the visa number and passport number of the foreign national to be claimed, then click "Check".*

4. **Konfirmasi Klaim:** Silakan lakukan konfirmasi dengan mengklik "Yes, I Confirm".

Claim Confirmation: *Please confirm by clicking "Yes, I Confirm".*



@imigrasi_kediri

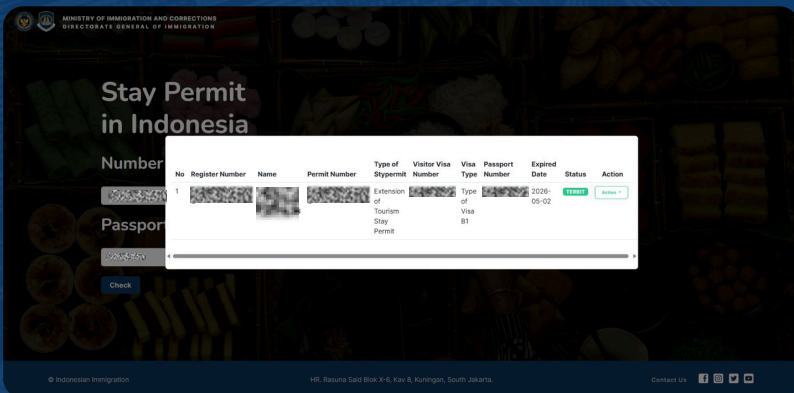
IMPIAN " Imigrasi Kediri Peduli Melayani "



KLAIM IZIN TINGGAL

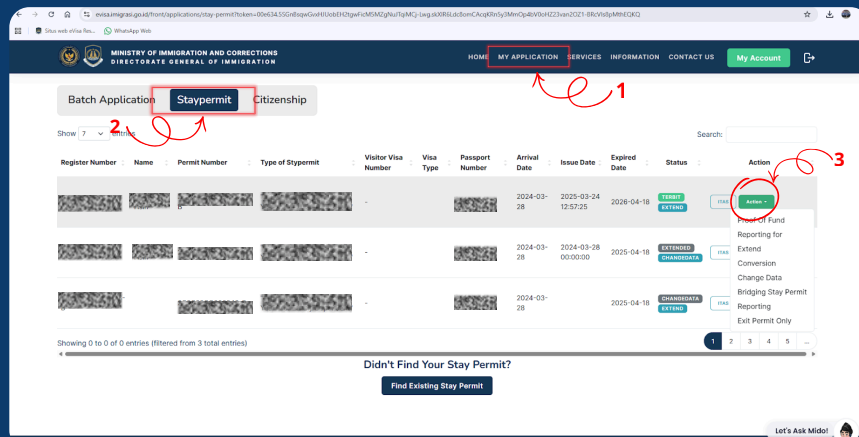
CLAIM STAY PERMIT

5. Tampilan detail izin tinggal yang telah berhasil diklaim
Display of the stay permit details that have been successfully claimed.



6. **Melihat Izin Tinggal:** Untuk melihat izin tinggal yang telah berhasil diklaim, masuk ke menu "My Application", lalu pilih kategori "Stay Permit".

View Stay Permit: *To view the successfully claimed stay permit, go to the "My Application" menu and select the "Stay Permit" category.*



Pengajuan Permohonan: Izin tinggal yang berhasil diklaim akan muncul pada bagian teratas. Untuk mengajukan permohonan, klik pada kolom "Action".

Submit Application: *The claimed stay permit will appear at the top of the list. To proceed with an application, click the "Action" column.*



@imigrasi_kediri

IMPIAN " Imigrasi Kediri Peduli Melayani "